

Hello,

Your Ontario Court Wi-Fi 6 Month Guest Account has been created. Please use the following information to sign in:

User ID:

Password (Note: Password is case sensitive)

Account Expiry Date:

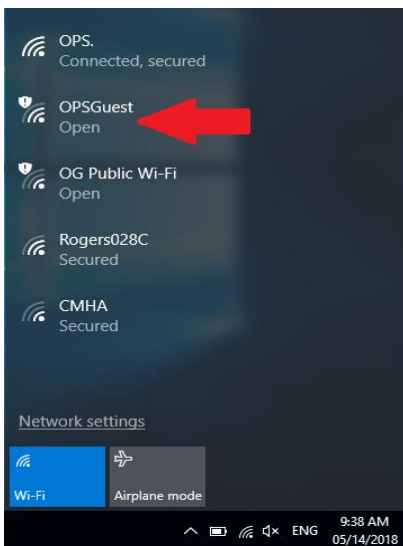
Please see below for instructions on how to connect and reset your password.

Thank you

Ontario Court Wi-Fi Team

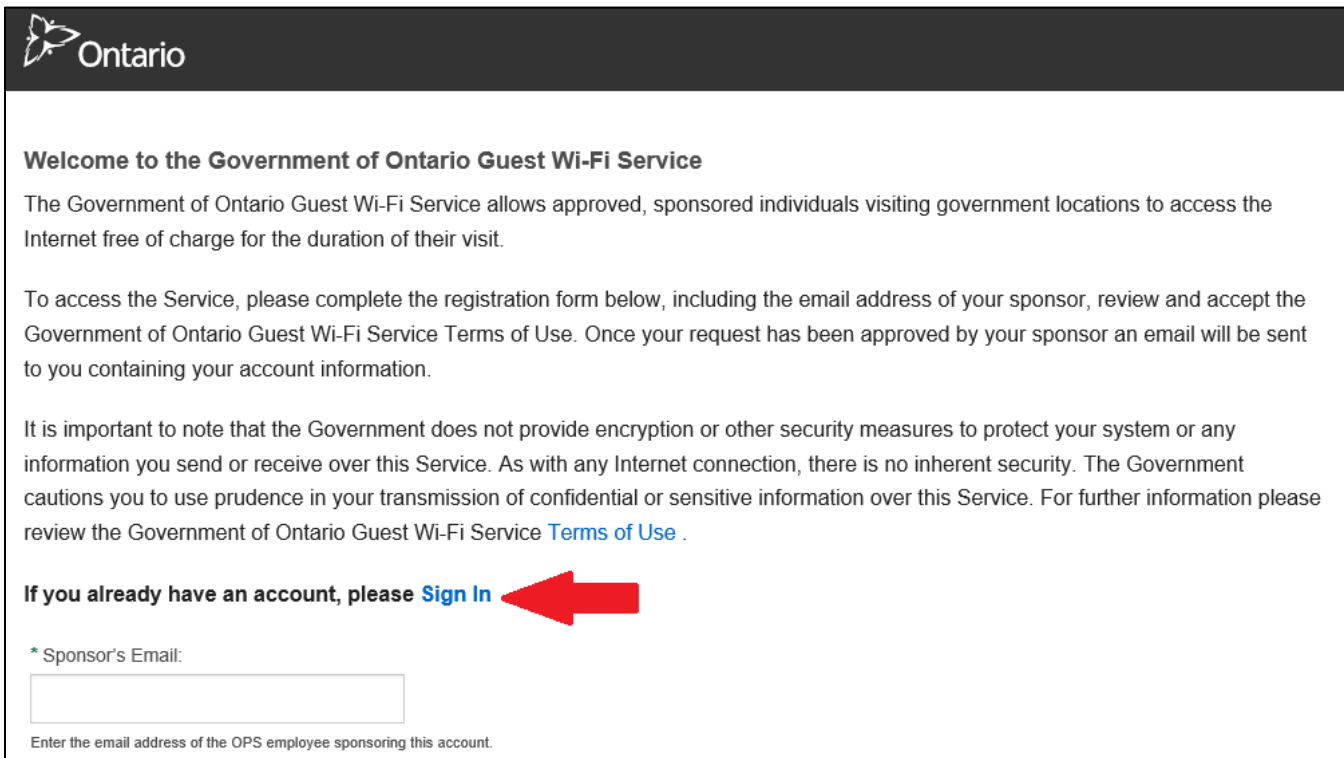
Connecting to the OPSGuest Wi-Fi using the Guest Account


1. After you have received your username and password, search for available Wi-Fi signals within the courthouse, select OPSGuest, then click **Connect**.



2. Open the web browser on your device and attempt to browse the Internet. You will be presented with the “Welcome to Government of Ontario Guest Wi-Fi Service” web page. Click **Sign in**.

Do not register to access the network by completing the form on the “Welcome” page. This will only provide you with temporary, 8-hour access to the service.




 Ontario

Welcome to the Government of Ontario Guest Wi-Fi Service

The Government of Ontario Guest Wi-Fi Service allows approved, sponsored individuals visiting government locations to access the Internet free of charge for the duration of their visit.

To access the Service, please complete the registration form below, including the email address of your sponsor, review and accept the Government of Ontario Guest Wi-Fi Service Terms of Use. Once your request has been approved by your sponsor an email will be sent to you containing your account information.

It is important to note that the Government does not provide encryption or other security measures to protect your system or any information you send or receive over this Service. As with any Internet connection, there is no inherent security. The Government cautions you to use prudence in your transmission of confidential or sensitive information over this Service. For further information please review the Government of Ontario Guest Wi-Fi Service [Terms of Use](#).

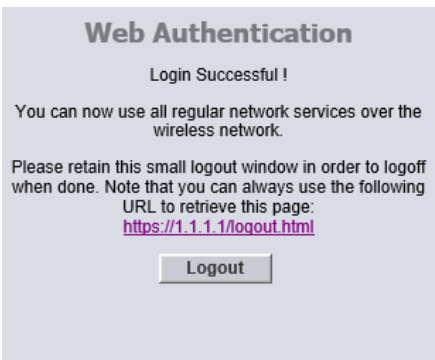
If you already have an account, please **Sign In** 

* Sponsor's Email:

Enter the email address of the OPS employee sponsoring this account.

** You will be taken to the Login page. Enter the “Guest Account” username and password that was sent to you, then click **Log In**.

** It might take up to 30 seconds to establish the connection. Once connected, you should see the screen below. You are now connected to the OPSGuest Wi-Fi.



Web Authentication


Login Successful !

You can now use all regular network services over the wireless network.

Please retain this small logout window in order to logoff when done. Note that you can always use the following URL to retrieve this page:
<https://1.1.1.1/logout.html>

How to Change the OPSGuest Wi-Fi Password

** On renewing your OPSGuest Wi-Fi account, a new password will be generated.

Ontario 

Government of Ontario Guest Wi-Fi Login

The Government of Ontario Guest Wi-Fi Service allows approved, sponsored individuals visiting government locations to access the Internet free of charge for the duration of their visit.

It is important to note that the Government does not provide encryption or other security measures to protect your system or any information you send or receive over this Service. As with any internet connection, there is no inherent security. The Government cautions you to use prudence in your transmission of confidential or sensitive information over this Service. For further information please review the Government of Ontario Guest Wi-Fi Service [Terms of Use](#).

If you already have an account, please login using your username and password below.

[Need an account?](#)

Change Password? Click here

Username:


Password:

Terms of Use
 I accept the [Terms of Use](#)

[Log In](#)

Step 1: Connect to the OPSGuest Wi-Fi and click on **Sign in** as per the steps above.

Step 2: Click “**Change Password? Click here**” link

Ontario 

Welcome to the Government of Ontario Guest Wi-Fi Service


If you already have an account, please [Sign In](#)

Username:

Password:





[Log In](#)

Step 3: Enter your username (email address) and assigned password

Ontario 

OPSGuest

Welcome to the visitor portal.


-  Username: coatst3.testuser@oca-cao.ca
-  Account will expire at Monday, 02 August 2021, 5:00 PM
-  Your IP address: 10.185.216.109
-  Last network login: Unknown

[Click Here to Login to OPSGuest Wifi](#)

Change your password

[Log out of self-service](#)

Step 4. Click the “**Change your password**” link.

Ontario 

Create Account

To change your password, please complete the form below.

Username:
sharmava@hpe.com

* Enter Old Password

Enter the current password for this account:

* Enter New Password

Enter the new password for this account:

* Confirm New Password

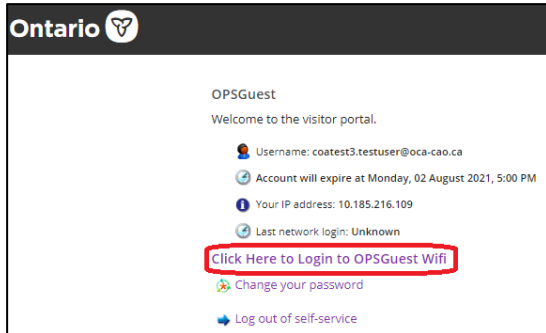
Confirm the new password for this account:

[Submit](#)

Step 5: Enter your assigned password, the new password, then retype your new password then click **Submit**

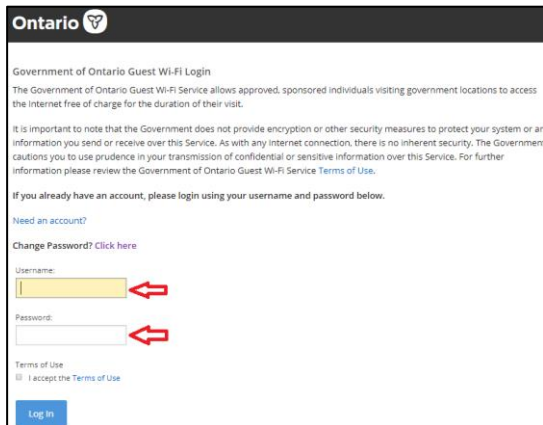
** Password must be a minimum of 8 characters and must contain one lower

case letter, one upper case letter and one number.



Step 6. The system will bring you back to the visitor portal.
a) To continue connecting to the OPS Guest Wi-Fi, click **“click Here to Login to OPSGuest Wifi”**, then go to Step 7 below.

b) To close the portal, click **“Log out of self-service”** link.



Step 7: login with your username (email address) and your new password. Then click **Log in**
NOTE: If you have saved your assigned/original password in your browser or are using a password management tool, be sure to update this stored password.

Dealing with connection issues

* OPSGuest Wi-Fi is provided as a convenience only. No support is offered for this service.

* Please note that Wi-Fi should not be relied upon to present a case.